

Safety. Made in Germany.

## Customised access solutions for the Aviation industry No. 5

Access solutions  
made to measure



# GÜNZBURGER STEIGTECHNIK

## INTELLIGENT ACCESS SOLUTIONS MADE IN GERMANY



Far beyond Europe, GÜNZBURGER STEIGTECHNIK is well known as the first call for ladders, mobile scaffoldings and special constructions. This applies all the more as our products are backed with a fifteen year quality guarantee.

Access equipment of all kinds has traditionally been made in Günzburg for more than 112 years. Today, the company is managed by the fourth generation of the founding family. With a staff of more than two hundred employees, GÜNZBURGER STEIGTECHNIK develops and produces intelligent solutions for numerous and varied applications. It is no coincidence that our motto is "climb smart". But, what exactly do we mean? Innovative products with practical benefits for our customers.

Right from the beginning, it has been especially important to us that the production is carried out exclusively at our headquarters in the Bavarian town of Günzburg in southern Germany. The result of this long-established corporate policy enables us to confidently give a fifteen year guarantee on GÜNZBURGER STEIGTECHNIK products.

For us, production at our home location is a quality feature and philosophy at the same time – and in this respect we belong to the pioneers as well: We are the first company who have been awarded the "Made in Germany" seal of quality by TÜV NORD.

That was not our only award. For the securing and creating jobs, service and customer proximity, the high degree of innovations and the involvement in the region, our company has also been awarded the "Big Prize of the Medium-Sized Industry 2009" and thus the most important award of its kind in Germany.

Equipment provided by GÜNZBURGER STEIGTECHNIK is employed in numerous fields in industry and trade, as well as by awarding authorities.



### Order a brochure

Just order the free brochures for the standard range, customised solutions, roll containers or rescue equipment.



\* TÜV symbol „Made in Germany“: all products manufactured in Günzburg bear this symbol.

## THE PROGRAMME OVERVIEW



Chapter

Page

Chapter	Page
01 Maintenance stairs	61 - 74
02 Maintenance platforms for Landing Gear / Main Landing Gear	75 - 80
03 Maintenance platforms	81 - 86
04 Docking systems	87 - 96
05 Fuelling equipment	97 - 102
06 Access solutions	103 - 107



- Advice and planning on site



- Individual design to meet your requirements



- Customised production

- Functional, cost-efficient access solutions



- Maximum working safety

- Fast delivery



- Compliance with all relevant regulations



- „Made in Germany“ with a 15-year quality guarantee

## Customised maintenance technology

The production and maintenance of aircrafts has got special requirements concerning the access solutions used. The construction has to be universal and flexible or must be customised to the corresponding aviation type.

GÜNZBURGER STEIGTECHNIK – amongst the leading manufacturers in Europe – offers a large variety of access solutions for the aviation industry and is your competent partner for:

**Mobile maintenance equipment:  
universal or specific use**

**Docking systems:  
civil, military and helicopter**

**Fuelling equipment:  
fixed and adjustable heights**

We also offer **electrically adjustable access solutions**. They allow work to be carried out by a single person flexibly and with millimeter precision. Platforms with motorised adjustment facilities can be controlled more quickly and safely than manual platforms. And all at the touch of a button.

Moreover, the user has no costly relocation times and the risk of falling is also reduced.



## CUSTOMISED ACCESS SOLUTIONS FOR THE AVIATION INDUSTRY



### Customised maintenance equipment

We supply effective and safe solutions for all work carried out on aircraft, be it on the wings, the engine area, the tail, the fuselage or the landing gear. We have functional solutions whatever the task. Depending on the customer requirements, our constructions can be used as individual platforms or maintenance stairs or they can be used in combination as a docking system.

On request we can also equip our access solutions with all necessary installations, e.g.:

- **Electrical installation 230/400 V**
- **Lighting (also explosion protected)**
- **Compressed air installation etc.**



We can support you and, if you wish, we can do so directly at your premises!

We realise your specifications and requirements professionally and cost-oriented, from the planning stage through to the final assembly. We focus on personal meetings and project planning, face-to-face. Because service is one of our strengths.

And good project planning gets you halfway to your access solution!

Please contact us, we would be happy to help you in finding the right solution.



### Quality guarantee

Our guarantee terms: We select the best materials and suitable production methods for our products. We have been certified to DIN EN ISO 9001:2008 and have a functioning quality management system. We can therefore grant a guarantee of 15 years on our products. This does not include motorised drives or additional electrical, hydraulic or pneumatic equipment or its cables – the statutory regulations apply here. The guarantee begins on the day of purchase; invoices serve as proof. The guarantee extends to material, processing or construction errors that are our responsibility. Damages traced back to natural wear, incorrect handling or modifications are not covered by the guarantee. In the case of a guarantee, we are entitled to choose between improvement and replacement. Further claims are excluded.



## MAINTENANCE STAIRS



### Maintenance stairs

Our mobile maintenance stairs made of sturdy aluminium or steel-aluminium are the right choice for various aircraft maintenance tasks.

Be it as a maintenance stair with a fixed platform height or as a height adjustable model, our access solutions are used in the aircraft hangar or on the apron.

The chassis allows the stairs to be moved quickly and flexibly to wherever they are needed. The sturdy but lightweight aluminium design ensures that they are easy to handle.

With platform heights of 500 to 5500 mm and platform widths of 1000, 2000 and 3000 mm, our maintenance stairs can be used variably for all aircraft types e.g.

- **for access to the pax doors**
- **for access to the cargo doors**
- **as maintenance stairs on the radom**
- **as maintenance stairs below the wing or on the fuselage**

Various railing types, such as:

- fixed railing
- railing with sliding part
- rotating railing with sliding part

ensure maximum occupational safety and allow various uses and access options.

### Standards

- DIN EN 1915  
Part 1 Basic safety requirements  
Part 2 Stability and strength requirements
- DIN EN 12312 Aviation ground equipment  
Part 8 Maintenance equipment
- BGV C 10

## Maintenance stairs

Stairs with 2 to 22 steps, with fixed platform heights of 500 to 5500 mm. Mobile and easy to handle thanks to chassis. Hand rails on both sides, railing on three sides. Sturdy aluminium design.

**Step and platform surface „Aviation“**  
Made of high quality aluminium, highly non-slip R11, water repellent and easy to de-ice, easily exchangeable.

**Double caster**  
Very sturdy, full rubber with PU contact surface, ø 150 mm, 110 mm total running width. Skydrol-resistant.

**Mount for towbar**  
Universal, sturdy towbar mount in stainless steel V4A.

**Entry and exit step**  
Coated in yellow (RAL 1028) for good visibility, made of high quality aluminium, highly non-slip R11, water repellent and easy to de-ice, easily exchangeable.

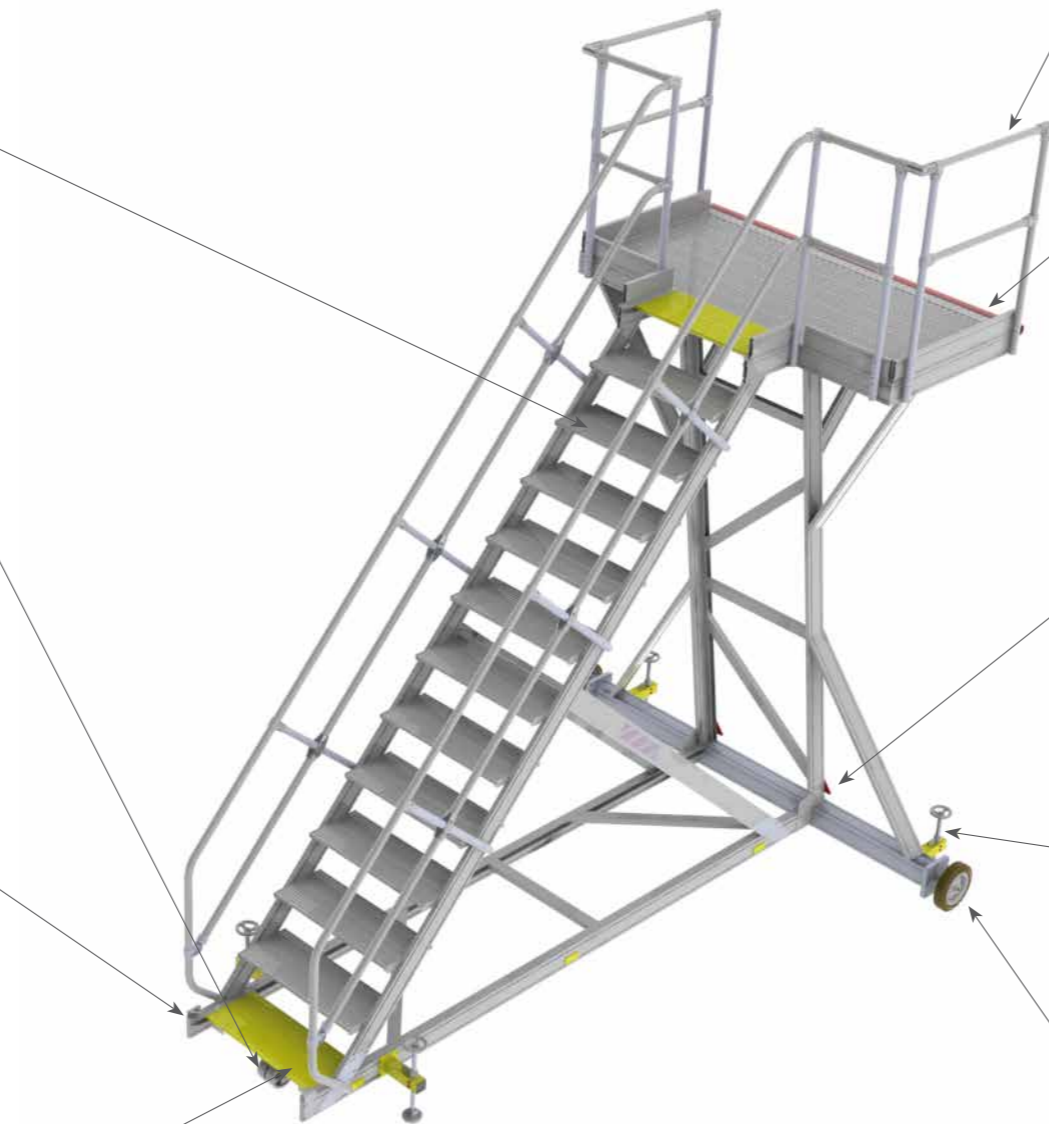


Fig. Order no. 322013

**Railing**  
Made of very strong aluminium, ø 40 mm, 1100 mm high.

**Hand rail**  
Made of very strong aluminium, ø 40 mm, 1000 mm high.

**Protective hose**  
Colourfast plastic (EP=epoxy resin) orange, ø 70 mm, easy to exchange, for maximum protection of the outer shell of the aircraft. Skydrol-resistant.

**Reflectors**  
Ascent in white, sides in yellow, support part in red.

**Support jack**  
With handwheel, to compensate uneven ground up to 150 mm.

**Tyre equipment**  
Size 2-14 steps:  
Problem-free pneumatic tyres ø 280 mm  
Size 15-22 steps:  
Full rubber wheel ø 400 mm.  
Skydrol-resistant.

## Options



Railing slidable and rotatable



Sliding railing



Safety doors



Tube padding



Spindle jack



Central lever chassis



Detachable towbar



Full rubber wheel ø 400 mm

## Maintenance stairs with 2 to 22 steps

Fixed platform heights from 500 to 5500 mm

- Step width 800 mm
- Step height 250 mm
- Inclination 48°
- Platform width 1000, 2000 and 3000 mm
- Platform depth 1000 mm
- Step and platform surface "Aviation" in aluminium, highly non-slip R11
- Protective hose on face side of the platform
- First and last step powder coated yellow (RAL 1028)
- Fixed railing and hand rail
- Reflectors on the driving frame
- Problem-free pneumatic tyres ø 280 mm (2-14 steps) / full rubber wheels ø 400 mm (15-22 steps)
- Twin casters ø 150 mm on lower part of stairs
- Support jacks
- Extensive additional equipment available: Towbar, slidable and rotatable railing etc. (see page 66)
- User manual in German or English



### Platform width 1 m

Platform depth 1 m

Fig. Order no. 321013

Number of steps	2	3	4	5	6	7	8
Platform height mm	500	750	1000	1250	1500	1750	2000
Total height mm	1600	1850	2100	2350	2600	2850	3100
Total length mm	1600	1800	2000	2200	2400	2600	2800
Chassis width mm	1100	1100	1100	1700	1700	1700	1700
Step width mm	800	800	800	800	800	800	800
Order no.	321002	321003	321004	321005	321006	321007	321008

Number of steps	9	10	11	12	13	14	15
Platform height mm	2250	2500	2750	3000	3250	3500	3750
Total height mm	3350	3600	3850	4100	4350	4600	4850
Total length mm	3000	3200	3500	3800	4000	4200	4500
Chassis width mm	1700	2900	2900	2900	2900	3300	3300
Step width mm	800	800	800	800	800	800	800
Order no.	321009	321010	321011	321012	321013	321014	321015

Number of steps	16	17	18	19	20	21	22
Platform height mm	4000	4250	4500	4750	5000	5250	5500
Total height mm	5100	5350	5600	5850	6100	6350	6600
Total length mm	4700	4900	5100	5300	5600	5800	6000
Chassis width mm	3300	3300	4000	4000	4000	4500	4500
Step width mm	800	800	800	800	800	800	800
Order no.	321016	321017	321018	321019	321020	321021	321022



### Platform width 2 m

Platform depth 2 m

Fig. Order no. 322013

Number of steps	2	3	4	5	6	7	8
Platform height mm	500	750	1000	1250	1500	1750	2000
Total height mm	1600	1850	2100	2350	2600	2850	3100
Total length mm	1800	2000	2200	2400	2600	2800	3000
Chassis width mm	2100	2100	2100	2200	2200	2200	2200
Step width mm	800	800	800	800	800	800	800
Order no.	322002	322003	322004	322005	322006	322007	322008

Number of steps	9	10	11	12	13	14	15
Platform height mm	2250	2500	2750	3000	3250	3500	3750
Total height mm	3350	3600	3850	4100	4350	4600	4850
Total length mm	3200	3500	3800	4000	4200	4500	4700
Chassis width mm	2200	3300	3300	3300	3300	3800	3800
Step width mm	800	800	800	800	800	800	800
Order no.	322009	322010	322011	322012	322013	322014	322015

Number of steps	16	17	18	19	20	21	22
Platform height mm	4000	4250	4500	4750	5000	5250	5500
Total height mm	5100	5350	5600	5850	6100	6350	6600
Total length mm	4900	5100	5300	5600	5800	6000	6200
Chassis width mm	3800	3800	4500	4500	4500	5000	5000
Step width mm	800	800	800	800	800	800	800
Order no.	322016	322017	322018	322019	322020	322021	322022



### Platform width 3 m

Platform depth 3 m

Fig. Order no. 323013







Number of steps	2	3	4	5	6	7	8
Platform height mm	500	750	1000	1250	1500	1750	2000
Total height mm	1600	1850	2100	2350	2600	2850	3100
Total length mm	1800	2000	2200	2400	2600	2800	3000
Chassis width mm	3100	3100	3100	3300	3300	3300	3300
Step width mm	800	800	800	800	800	800	800
Order no.	323002	323003	323004	323005	323006	323007	323008

Number of steps	9	10	11	12	13	14	15
Platform height mm	2250	2500	2750	3000	3250	3500	3750
Total height mm	3350	3600	3850	4100	4350	4600	4850
Total length mm	3200	3500	3800	4000	4200	4500	4700
Chassis width mm	3300	3900	3900	3900	3900	4400	4400
Step width mm	800	800	800	800	800	800	800
Order no.	323009	323010	323011	323012	323013	323014	323015

Number of steps	16	17	18	19	20	21	22
Platform height mm	4000	4250	4500	4750	5000	5250	5500
Total height mm	5100	5350	5600	5850	6100	6350	6600
Total length mm	4900	5100	5300	5600	5800	6000	6200
Chassis width mm	4400	4400	5000	5000	5000	5500	5500
Step width mm	800	800	800	800	800	800	800
Order no.	323016	323017	323018	323019	323020	323021	323022

We can also supply other dimensions and models on request.

Optional equipment

Platform width 1 m / 2 m / 3 m			
	Designation	Order no.	
	<b>Full rubber wheel</b> ø 400 mm. Skydrol-resistant.	326001	
	<b>Spindle jack</b> Crank spindle jack to compensate uneven ground, adjustment range up to 300 mm, with ergonomic handle.	326002	
	<b>Sliding railing</b> Made of very strong aluminium, ø 40 mm, 1100 mm high, can be clicked into position in a grid of 100 mm, smooth-running, allowing the maintenance stairs to be used for a variety of applications and access possibilities.	326003	
	<b>Central lever chassis</b> Jacking device with a central lever on the right of the ascent. Fast and efficient.	326004	
	<b>Detachable towbar</b> Detachable universal steel towbar for towing vehicles. Powder coated yellow (RAL 1028).	326005	
	<b>Tube padding</b>	250 mm	326006
		350 mm	326007
		400 mm	326008
		500 mm	326009
		650 mm	326010
		1000 mm	326011
On request we can also supply face-side safety equipment and access safeguards in various models.			



Platform width 1 m		
	Designation	Order no.
	<b>Safety doors</b> Can be rotated by 90° outwards and inwards, with solid bayonet lock, self-locking, 1000 mm high.	326014
	<b>Railing rotatable or slidable</b> Made of very strong aluminium, ø 40 mm, 1100 mm high, can be clicked into position in a grid of 100 mm. Can also be rotated by 90° backwards. Smooth-running and comfortable. Allowing a variety of applications and access possibilities.	326015



Fig. Order no. 321010 with 326001, 326002, 326004, 326008, 326015.

Maintenance stairs 1

Maintenance stairs 1

## Height-adjustable maintenance stairs

Stairs with 8 and 15 steps and variable platform heights ranging from 1300 to 4000 mm.  
Mobile and easy to handle thanks to chassis. Hand rails on both sides, railing on three sides.  
Sturdy aluminium design.

**Railing**  
Made of very strong aluminium, ø 40 mm, 1100 mm high.

**Hand rail**  
Made of very strong aluminium, ø 40 mm, 1000 mm high.

**Step and platform surface „Aviation“**  
Made of high quality aluminium, highly non-slip R11, water repellent and easy to de-ice, easily exchangeable.

**Spindle jack**  
Crank spindle jack to compensate uneven ground, adjustment range up to 300 mm, with ergonomic handle.

**Entry and exit step**  
Coated in yellow (RAL 1028) for good visibility, made of high quality aluminium, highly non-slip R11, water repellent and easy to de-ice, easily exchangeable.

**Double caster**  
Very sturdy, full rubber with PU contact surface, ø 150 mm, 110 mm total running width. Skydrol-resistant.

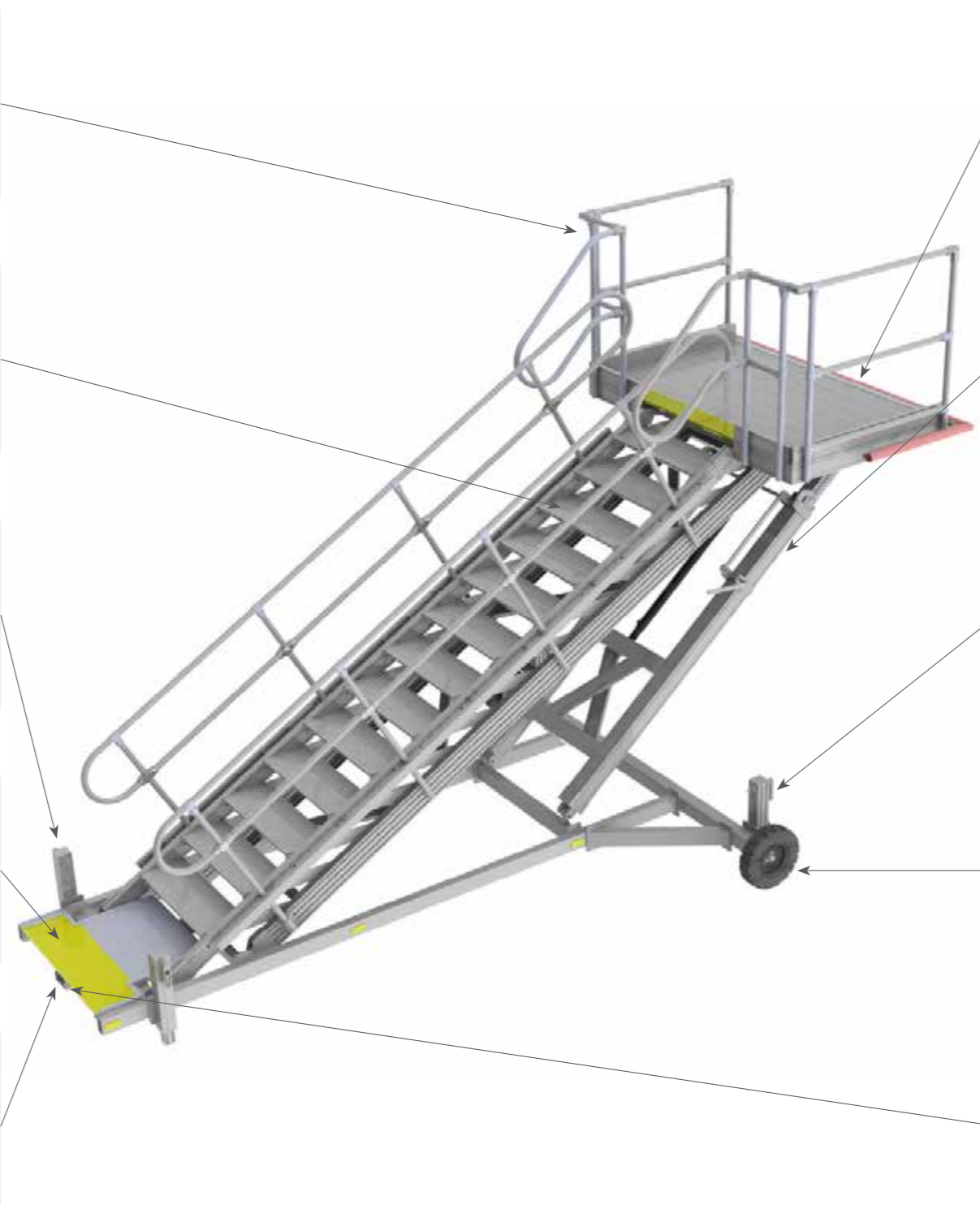


Fig. Order no. 325015

**Protective hose**  
Colourfast plastic (EP=epoxy resin) orange, ø 70 mm, easy to exchange, for maximum protection of the outer shell of the aircraft. Skydrol-resistant.

**Height adjustment**  
With hydraulic, manual hand pump. Safety valve with drain plug, safety stops with automatic stops, user-friendly and smooth-running.

**Reflectors**  
Ascent in white, sides in yellow, support part in red.

**Tyre equipment**  
Full rubber wheel, ball-bearings, ø 400 mm. Skydrol-resistant.

**Mount for towbar**  
Universal sturdy towbar mount below the first step made of powder-coated steel.

## Options



Sliding railing



Tube padding



Detachable towbar



## Height-adjustable maintenance stairs with 8 and 15 steps

Variable platform heights from 1300 to 4000 mm

- Step width 800 mm
- Step height from 160 to 290 mm
- Inclination from 30° to 60°
- Platform width 2000 mm
- Platform depth 1000 mm
- Step and platform surface "Aviation" in aluminium, highly non-slip R11
- Protective hose on 3 sides of the platform
- First and last step powder coated yellow (RAL 1028)
- Fixed railing and hand rail
- Steel driving frame, powder coated orange (RAL 2004)
- Reflectors on the driving frame.
- Full rubber wheel ø 400 mm
- Twin casters ø 150 mm on lower part of stairs
- Spindle jacks
- Height can be adjusted using a hydraulic, manual hand pump
- Extensive additional equipment available: Towbar, slidable railing etc. (see page 71)
- User manual in German or English



Fig. Order no. 325008  
with additional equipment, slidable railing,  
detachable towbar and pipe padding



Fig. Order no. 325015

Number of steps	8	Number of steps	15
Platform height mm	1300 - 2000	Platform height mm	2500 - 4000
Total height mm	2400 - 3100	Total height mm	3600 - 5100
Total length mm	3900	Total length mm	5900
Chassis width mm	2900	Chassis width mm	2900
Step width mm	800	Step width mm	800
Order no.	325008	Order no.	325015

We can also supply other dimensions and models on request.

## Optional equipment




Designation	Order no.	
 <b>Sliding railing</b> Made of very strong aluminium, ø 40 mm, 1100 mm high, can be clicked into position in a grid of 100 mm, smooth-running, allowing the maintenance stairs to be used for a variety of applications and access possibilities.	326003	
 <b>Detachable towbar</b> Detachable universal steel towbar for towing vehicles. Powder coated yellow (RAL 1028).	326016	
 <b>Tube padding</b> Foam inside, artificial leather outside. Similar to RAL 1028 yellow. ø 80 mm outer diameter. Easily exchangeable. For ideal protection of the outer shell of the aircraft. Available in 6 lengths.	250 mm	326006
	350 mm	326007
	400 mm	326008
	500 mm	326009
	650 mm	326010
1000 mm	326011	
On request we can also supply face-side safety equipment and access safeguards in various models.		



Fig. Order no. 325015 with 326003, 326008, 326016



Maintenance stairs

- Various sizes
- Mobile
- Central lever chassis or side grips

Maintenance stairs

- Various sizes
- Mobile
- Central lever chassis or side grips



## MAINTENANCE PLATFORMS FOR LANDING GEAR / MAIN LANDING GEAR



### Maintenance stairs

- With self-closing safety doors
- Central lever supports
- Designed exactly to match the contours



### Maintenance stairs

- Universal
- Mobile
- In various heights



## Maintenance platforms for Landing Gear / Main Landing Gear

Safe and comfortable access solutions to the landing gear and the landing gear shafts are one of the challenges when servicing aircraft.

Due to the space constrictions between the landing gear, fuselage and wing and the various landing gear flaps, the MLG Platforms are highly challenging and meet the complex access requirements in these sensitive areas.

Depending on the aircraft type, the bay and landing gear area is covered by several platforms. When using a platform, the sliding platforms close the gaps to guarantee the highest possible level of safety and to allow the work to be carried out as efficiently and effortlessly as possible. It is often possible to achieve an exact gap dimension that rules out the risk of falling tools.

### An overview of the equipment features:

- Railings on all sides facing away from the aircraft.
- The railings can be folded or lowered for docking in or out.
- Safe access via stairs.
- Non-slip stair and platform surfaces.

- Mobile construction equipped with casters  $\varnothing$  125 - 200 mm.
- Protective hoses on the contours that touch the aircraft.
- Towbar.
- Reflectors on the driving frame.
- 25 m earth cable.
- User manual in German or English.

### Standards

- DIN EN 1915
  - Part 1 Basic safety requirements
  - Part 2 Stability and strength requirements
- DIN EN 12312 Aviation ground equipment
  - Part 8 Maintenance equipment
- BGV C 10



## Universal Main Landing Gear Platform for A330, A340 and B777

The functional and cost-oriented solution:

Universal MLG Platform suitable for the aircraft types A330, A340 and B777. The MLG Platform is positioned between the landing gear flap and the landing gear at the aircraft, the railings are lowered and the sliding platforms are in the rearmost position.

The two sliding platforms on both sides are used to adapt the various recesses for the landing gear on the outside and the recess of the hydraulic cylinder on the MLG flap on the inside to the different A/C.

The height differences between the A330/A340 and the type B777 of 500 mm are compensated using a spindle jack drive.

### An overview of the equipment features:

- Railings on all sides facing away from the aircraft.
- The railings can be folded or lowered for docking in or out.
- Safe access via stairs.
- Non-slip stair and platform surfaces.
- Mobile construction equipped with casters  $\varnothing$  200 mm.
- Manual height adjustment with spindle gear.
- Protective hoses on the contours that touch the aircraft.
- Sliding platforms on both sides with manual chain drive.
- Towbar.
- Reflectors on the driving frame.
- 25 m earth cable.
- User manual in German or English.





#### Main Landing Gear Platform

- Universal for aircraft types A330, A340 and B777
- Main platform height adjustable
- Spindle drive
- With extendable cross platforms
- Swivelling jib



#### Main Landing Gear Platform

- Pluggable and retractable railing
- Mobile
- Height adjustable
- Access via stairs



#### Main Landing Gear Platform

- Universal for aircraft types A330/A340
- Main platform height adjustable
- Spindle drive
- With extendable cross platforms
- Foldable railings
- Access via vario-stairs



## Wing Landing Gear Platform for A380

Complete Wing Landing Gear Platform suitable for aircraft type A380 consisting of 3 platforms and 1 set of stairs. Thanks to the modular system, the WLG Platform can be used on the right and the left Wing Landing Gear and is therefore a very functional and cost-oriented maintenance solution. The individual elements are very light and can be moved and positioned by one person. A platform module allows access to the landing gear shaft, a further module is positioned in front of and behind the WLG.

- Stairs with safety doors on the side.
- The stair and platform surfaces are made of grooved aluminium.
- The outer sides of the platform are equipped with fixed railings.
- Casters  $\varnothing$  200 mm.
- Manual height adjustment (up to 300 mm) via spindle jacks to all platforms.
- Protective hose on the contours that touch the aircraft.
- Reflectors on the driving frame.
- User manual in German or English.



## Maintenance platforms

Our mobile maintenance platforms are the right choice for all aircraft maintenance work wherever diverse access solutions are required.

The aluminium construction and the large wheels mean that the maintenance platforms can be positioned easily and securely against the aircraft.

A low centre of gravity and fixing spindles ensure excellent stability, the grooved steps and platform surfaces prevent slipping.

### An overview of the equipment features:

- Railings on all sides facing away from the aircraft.
- Railing 1100 mm high with a hand, knee and toe bar.
- The railing is fixed and can be folded or lowered.
- Safe access via stairs.
- Mobile constructions with casters ranging from  $\varnothing$  125 - 400 mm.
- Platforms fixed or adjustable height.
- Electrical or manual height adjustment.
- Protective hoses on the contours that touch the aircraft, pipe padding on the railing (optional).

- Towbar (optional).
- Mobile variants with reflectors on the driving frame.
- 25 m earth cable.
- User manual in German or English.

### Standards

- DIN EN 1915 Part 1 Basic safety requirements Part 2 Stability and strength requirements
- DIN EN 12312 Aviation ground equipment Part 8 Maintenance equipment
- BGV C 10
- Machinery Directive 2006/42/EC



#### Assembly and maintenance platform

- Various platform heights
- With chassis
- Railings on outer sides
- Ascent via mobile stairs



#### Platform stairs

- Mobile platforms with stairs on the face side
- Height-adjustable chassis
- Railings on outer sides
- Hand rail on both sides of the stairs



#### Nose Landing Gear platform stairs

- Mobile
- Fold-down step on the platform
- Protective rails



Engine stand

- Mobile
- All-round railing
- Can be connected
- Access via stairs



Maintenance platform

- Mobile
- Large platform



Engine platform stairs

- Retractable railing
- Platform extension
- Mobile



Engine platform stairs

- Railing 180° rotatable
- Mobile





Maintenance platform

- Mobile
- Ascent via stairs



UnderCarriage-Access-Stairs

- Mobile
- Height adjustable
- Railing can be folded down and rotated



## Docking systems

Docking systems are tailored customer-specific solutions for maintenance on civil and military aircraft.

The docking systems consist of individual, usually mobile maintenance platforms which are adapted to the contours of the aircraft for positioning against and around the aircraft.

Several working levels that can be reached by integrated stairs allow the working and maintenance areas on large aircraft to be accessed easily.

The docking systems can be designed with height adjustment features to compensate the difference in height between the aircraft on wheels and the aircraft on jacks.

Thanks to the aluminium construction, larger systems can also be moved easily by few people.

Fast docking onto and off the aircraft and safe access to all working areas – with an exact gap dimension – reduce the tooling and standing times during maintenance.

On request, the docking systems can also be equipped with various installations such as e.g.:

- Electrical installation 230/400 V
- Lighting
- Compressed air installation etc.

### Standards

- DIN EN 1915
  - Part 1 Basic safety requirements
  - Part 2 Stability and strength requirements
- DIN EN 12312 Aviation ground equipment
  - Part 8 Maintenance equipment
- BGV C 10
- Machinery Directive 2006/42/EC



Fuselage- and Wing-Dock

- All-round railing



Wing-Dock and Engine-Dock

- Mobile
- Height adjustable



Wing-Dock

- With integrated engine docks
- Mobile



Wing-Dock

- Pluggable railing
- Grooved aluminium surface



Wing-Dock

- Mobile
- Height adjustable



Engine-Dock

- Mobile
- Height adjustable
- Access via stairs



Undercarriage-Dock

- 16 individual mobile modules
- Can be connected using fast-connectors
- Access via stairs
- Railing





**Engine-Dock**

- Mobile
- Height adjustable



**Tail-Dock**

- Mobile
- Multipart
- With 2 working levels



**Tail-Dock**

- With 2 working levels
- All-round railing
- Mobile
- Electrical height adjustment



**Tail-Dock**

- With 3 working levels
- Height can be adjusted via spindle jack
- Access via stairs



**Tail-Dock**

- With 2 working levels
- Mobile
- Height adjustable
- Access via vario-stairs

**Tail-Dock**

- With 3 working levels
- Mobile
- Height can be adjusted via spindle jacks
- Designed exactly to match the contours
- Access via stairs
- Media supply



Fuselage-Dock

- Mobile
- Height adjustable



## FUELLING EQUIPMENT



### Fuelling equipment

Our fuelling equipment in sturdy aluminium is a safe and universal access solution for use with a variety of different aircraft and for diverse fuelling methods either as

- a fuelling ladder with a large working platform
- a mobile single-axis fuelling platform
- or a mobile dual-axis fuelling platform.

All fuelling ladders are equipped with a large standing platform, a foot extension feature, electrically conductible ladder shoes, non-slip and open surfaces (perforated sheet/metal grid) and are therefore suitable for use in summer and winter.

Towbars with an integrated brake, grounding cable and various OEM accessories are used with the fuelling platforms (that are moved with the tank vehicles).

#### Standards

- DIN EN 131
- DIN EN ISO 14122
- DIN EN 1915  
Part 1 Basic safety requirements  
Part 2 Stability and strength requirements
- DIN EN 12312 Aviation ground equipment  
Part 8 Maintenance equipment
- BGV C 10
- Machinery Directive 2006/42/EG
- ATEX



Tail-Dock

- With protruding platform
- Electrical height adjustment for 3 working heights
- Ascent via integrated stairs




Tail-Dock

- With protruding platform
- With framework structure



#### Fuelling platform

- Mobile
- With towbar, brake and pneumatic tyres
- With fuelling equipment (OEM accessories)
- Perforated steel sheet surfaces
- Variable coupling rest in 2 positions



#### Fuelling ladders

- Various heights
- Large work platform, 500 x 500 mm
- With and without stabiliser bar
- With and without nozzle rest
- Perforated aluminium sheet surfaces



### Fuelling ladder

- With large working platform
- With nozzle rest and foot extension



### Stepladder

- With large platform



### Fuelling platform

- Mobile
- With towbar
- Higher railing for additional step







### Fuelling platform

- Mobile
- Single axis
- With lift grips



## ACCESS SOLUTIONS



### Access solutions

Our product range consists of innovative, diverse and needs-based access solutions for maintenance, repairs and aircraft construction:

- Manual and electrical scissor lifts
- Ascent and access stairs
- Working platforms and steps
- Assembly platforms
- Work platforms and much more

Thanks to years of experience and technical expertise in developing customised and application-specific access solutions, we are a competent partner for elementary but also for challenging access solutions.

Our extensive modular system guarantees that the right solution can be found. We can plan customised access solutions quickly:

be it mobile or rigid models, height-adjustable or fixed height models, with or without struts, electrical or manual operation, for optimised access solutions with a high level of work safety and for efficient maintenance or production processes.

### Standards

- DIN EN 131
- DIN EN ISO 14122
- DIN EN 1915  
Part 1 Basic safety requirements  
Part 2 Stability and strength requirements
- DIN EN 12312 Aviation ground equipment  
Part 8 Maintenance equipment
- BGV C 10
- Machinery Directive 2006/42/EG



Scissor lift

- Electrically-hydraulically height adjustable
- Mobile



Access stairs

- Stationary
- With working platform



Assembly platforms

- Height adjustable
- For the production of aircraft components
- Various working levels
- Mobile



Access stairs

- Mobile
- Powder coated



Working platform

- With large platform



Access stairs

- Mobile
- Height-adjustable working platform
- For aircraft construction



Access stairs

- For aircraft construction and maintenance
- Mobile



Access stairs

- Mobile
- For aircraft production



Access stairs

- Mobile
- For aircraft production

## Safety. Made in Germany.

MUNK Günstzburger Steigtechnik is a brand of the MUNK Group and stands for ladders, rolling scaffolds and special constructions in premium quality.



MUNK Günstzburger Steigtechnik



MUNK Rettungstechnik



MUNK Service

MUNK GmbH | Rudolf-Diesel-Str. 23 | 89312 Günstzburg  
Tel +49 (0) 82 21 / 36 16-01 | Fax +49 (0) 82 21 / 36 16-80 | [info@munk-group.com](mailto:info@munk-group.com)