





Order no.: 173436

**Mobile scaffolding 1.35
× 1.80 m with chassis
bar and double platform
Platform height 4.66 m**


Accessories for the product family




Order no.: 027992
Safety railing for mobile scaffolding




Order no.: 027901
Push-fit frame, 1.35 m. Height: 2.00 m




Order no.: 027955
Railing lengthwise 1,800 mm




Order no.: 027931
Platform with trapdoor For scaffolding length: 1.8 m




Order no.: 027932
Platform without flap For scaffolding length: 1.8 m




Order no.: 027911
Toe board front side For scaffolding width: 1.35 m




Order no.: 027943
Toe board long side For scaffolding length: 1.8 m



Order no.: 027937
Diagonal brace 1.8 m



Order no.: 027935
Horizontal strut For scaffolding length: 1.8 m



Order no.: 027923
Chassis bar 2 m



Order no.: 027917

Swivel castor with spindle height adjustable Ø 200 mm




Order no.: 027940

Step-on bracket



Order no.: 027912

Ballast weight with hanging brackets RAL 1021



Order no.: 019081

Clip tray for tubes Ø 50 mm



Order no.: 027920

Wall spacer adjustable Adjustable up to 1.0 m



Order no.: 070506

Frame extension can be clamped on Adjustment range max. 400 mm



Order no.: 019274

Storage tray 500 x 220 mm Clamping range 38-51 mm



Order no.: 019276

Storage tray 800 x 300 mm Clamping range 38-51 mm



Order no.: 019175

Inspection sticker 40 x 40 mm



Order no.: 019176

Inventory sticker



Order no.: 070508

Safety door on front side Push-fit frame 1.35



Order no.: 070522

Scaffolding connector set For scaffolding width: 1.35 m



Order no.: 019136

Spring clip for mobile scaffolding with short pin, closed



Order no.: 070524

Scaffolding strut telescopic 1,700-2,500 mm



Order no.: 027104

Height-adjustable spindle



Order no.: 027922

Swivel castor with spindle, non-marking grey height adjustable Ø 200 mm



Order no.: 027921

Swivel castor with spindle, electrically conductive height adjustable Ø 200 mm



Order no.: 027958

Swivel castor Ø 200 mm With parking brake and pin



Order no.: 027902

Push-fit frame, 1.35 m. Height: 1.00 m