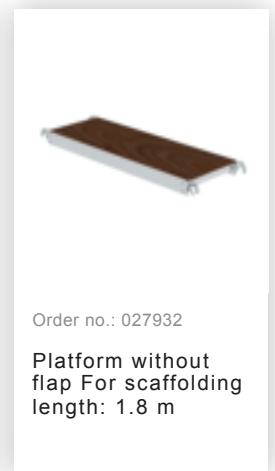
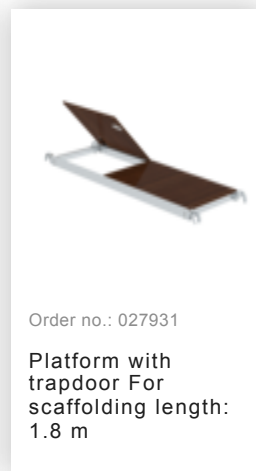








Order no.: 115200


Folding scaffolding 1.35 x
1.80 m Platform height
2.08 m

Accessories for the product family







Order no.: 027943
Toe board long side
For scaffolding
length: 1.8 m




Order no.: 027911
Toe board front side
For scaffolding
width: 1.35 m




Order no.: 027973
Swivel castor with spindle
height adjustable
Ø 125 mm



Order no.: 027912
Ballast weight with hanging brackets
RAL 1021




Order no.: 019081
Clip tray for tubes
Ø 50 mm




Order no.: 027920
Wall spacer adjustable
Adjustable up to 1.0 m




Order no.: 070506
Frame extension can be clamped on
Adjustment range max. 400 mm




Order no.: 019274
Storage tray 500 x 220 mm
Clamping range 38–51 mm



Order no.: 019276
Storage tray 800 x 300 mm
Clamping range 38–51 mm




Order no.: 019175
Inspection sticker
40 x 40 mm




Order no.: 019176
Inventory sticker




Order no.: 019477
Automatic steel hinge for scaffolding folding frame



Order no.: 070508
Safety door on front side
Push-fit frame 1.35



Order no.: 019136
Spring clip for mobile scaffolding with short pin, closed



Order no.: 027104
Height-adjustable spindle



Order no.: 027922

Swivel castor with spindle, non-marking grey height adjustable Ø 200 mm



Order no.: 027921

Swivel castor with spindle, electrically conductive height adjustable Ø 200 mm



Order no.: 027959

Swivel castor Ø 125 mm With parking brake and pin



Order no.: 027958

Swivel castor Ø 200 mm With parking brake and pin



Order no.: 027902

Push-fit frame, 1.35 m. Height: 1.00 m